

DATA INPUT PAGE FOR CITIZEN'S GUIDE TO LOCAL UNIT FINANCES

Local Unit Name:
Local Unit Code:

Manistee County
510,000

	2014	2015	2016	2017	2018	2019
Per capita information						

Statement of Revenues & Expenditures - All governmental funds

	2014	2015	2016	2017	2018	2019
Revenues						
Taxes	9,139,248	9,577,746	8,403,653	7,763,003	7,727,688	321
Licenses & Permits	94,505	85,661	101,785	115,124	87,612	5
Federal Government	3,342,553	3,196,107	3,141,413	1,047,675	998,129	43
State Government	1,088,455	1,185,098	1,222,710	2,054,528	2,203,565	85
Local Contributions	889,225	909,816	870,452	769,934	680,946	32
Charges for Services	1,378,579	1,076,235	1,078,935	985,032	1,012,778	41
Fines & Forfeitures	256,890	208,076	43,074	84,085	89,013	3
Interest & Rents	55,161	305,959	307,775	46,860	69,959	2
Other Revenues	390,844	413,952	403,888	391,948	303,930	16
Total Revenues	16,635,460	16,958,650	15,573,685	13,258,189	13,173,620	548
Expenditures						
General Government	6,047,346	6,129,805	6,140,599	6,256,257	6,086,440	259
Police & Fire	-	-	-	-	-	-
Other Public Safety	4,264,984	4,311,223	4,544,632	3,286,292	3,429,532	136
Roads	-	-	-	-	-	-
Other Public Works	2,569,996	3,242,635	3,053,170	1,978,516	2,019,128	82
Health & Welfare	837,183	865,494	853,006	944,179	917,838	39
Community/Econ. Development	426,094	377,638	449,693	333,272	365,223	14
Recreation & Culture	1,249,167	1,159,162	30,448	14,924	14,924	1
Capital Outlay	1,351,225	717,207	192,638	222,639	510,758	9
Debt Service	243,839	238,257	248,401	214,483	228,093	9
Other Expenditures	195,343	195,946	199,512	191,968	195,069	8
Total Expenditures	17,185,177	17,237,367	15,712,099	13,442,530	13,767,005	556
Surplus (Shortfall)	(549,717)	(278,717)	(138,414)	(184,341)	(593,385)	(8)
						(25)

DATA INPUT PAGE FOR CITIZEN'S GUIDE TO LOCAL UNIT FINANCES

Local Unit Name:
Local Unit Code:

Manistee County
510,000

	<u>2014</u>	<u>2015</u>	<u>2016</u>	<u>2017</u>	<u>2018</u>	<u>2018</u>	<u>2019</u>	
							Per capita information	
Debt								
Bonds & Contracts Payable	2,103,332	1,921,665	1,739,998	1,583,331	1,371,664			
Capital Leases								
Other Contractual Debt								
Structured Debt	2,103,332	1,921,665	1,739,998	1,583,331	1,371,664	65	57	
Employee Compensated Absences	539,356	490,069	482,506	427,283	402,846	18	17	
Landfill Closure & Postclosure Care						-	-	
Uninsured Losses						-	-	
Other Claims & Contingencies						-	-	
Total Long Term Debt (Excluding Pension & OPEB)	2,642,688	2,411,734	2,222,504	2,010,614	1,774,510	83	73	

Population Information

24,188 24,188 24,188 24,188 24,188

Contact Information

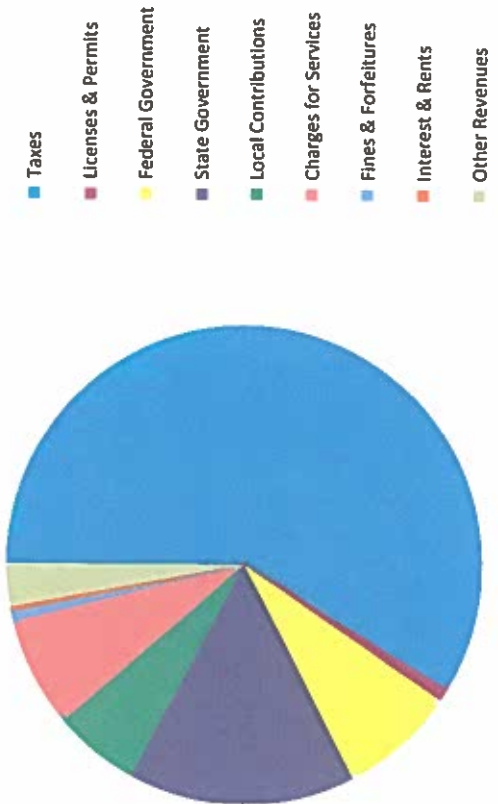
Contact Name:
Contact Phone Number:

David Kieft
231-398-3504

CITIZEN'S GUIDE TO LOCAL UNIT FINANCES - Manistee County (510000)

REVENUES

1. Where our money comes from (all governmental funds)




2. Compared to the prior year

	2017	2018	% change
Taxes	\$ 8,403,653	\$ 7,763,003	-7.62%
Licenses & Permits	101,785	115,124	13.11%
Federal Government	3,141,413	1,047,675	-66.65%
State Government	1,222,710	2,054,528	68.03%
Local Contributions	870,452	769,934	-11.55%
Charges for Services	1,078,935	985,032	-8.70%
Fines & Forfeitures	43,074	84,085	95.21%
Interest & Rents	307,775	46,860	-84.77%
Other Revenues	403,888	391,948	-2.96%
Total Revenues	\$ 15,573,685	\$ 13,258,189	-14.87%

3. Revenue sources per capita - compared to the prior year



4. Historical trends of individual sources



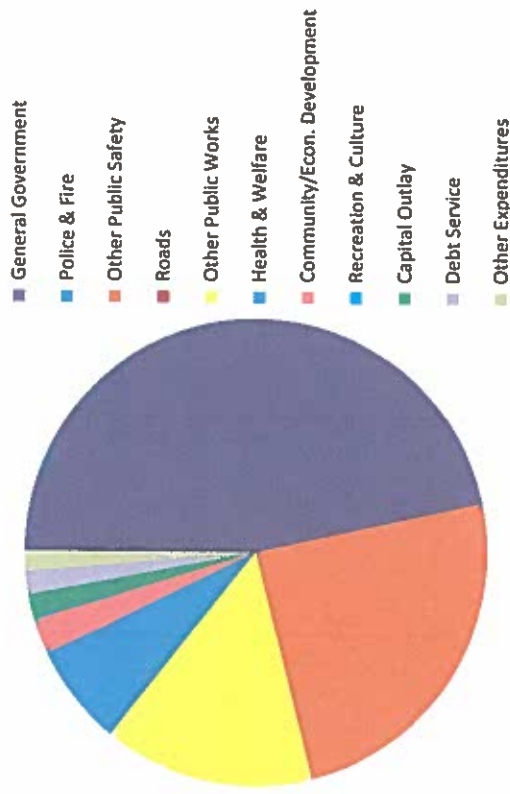
Commentary:

For more information on our unit's finances, contact David Kieft at 231-398-3504.

CITIZEN'S GUIDE TO LOCAL UNIT FINANCES - Manistee County (\$100,000)

EXPENDITURES


1. Where we spend our money (all governmental funds)




2. Compared to the prior year

	2017	2018	% change
General Government	\$ 6,140,599	\$ 6,256,257	1.88%
Police & Fire	-	-	N/A
Other Public Safety	4,544,632	3,286,292	-27.69%
Roads	-	-	N/A
Other Public Works	3,053,170	1,978,516	-35.20%
Health & Welfare	853,006	944,179	10.69%
Community/Econ. Development	449,693	333,272	-25.89%
Recreation & Culture	30,448	14,924	-50.99%
Capital Outlay	192,638	222,639	15.57%
Debt Service	248,401	214,483	-13.65%
Other Expenditures	199,512	191,968	-3.78%
Total Expenditures	\$ 15,712,099	\$ 13,442,530	-14.44%

3. Spending per capita - compared to the prior year



4. Historical trends of individual departments:



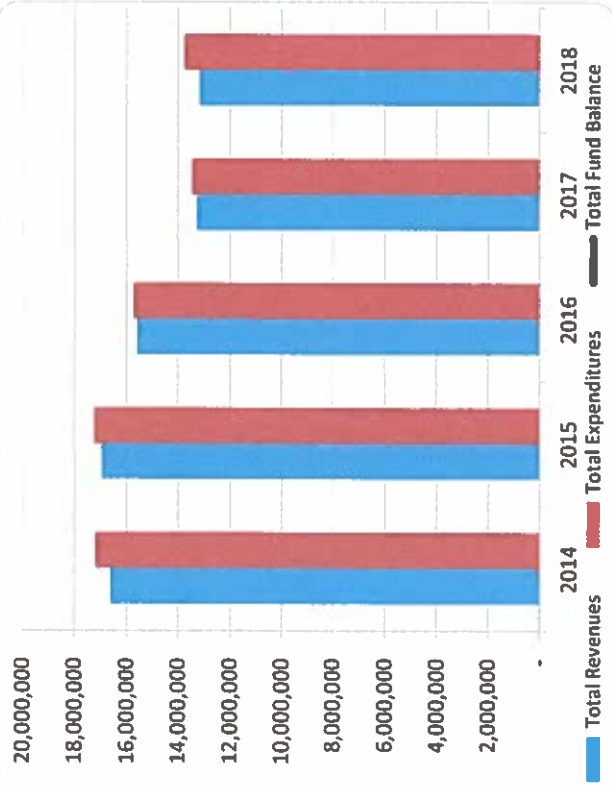
Commentary:

For more information on our unit's finances, contact David Kieft at 231-398-3504.

CITIZEN'S GUIDE TO LOCAL UNIT FINANCES - Manistee County (510000)

FINANCIAL POSITION

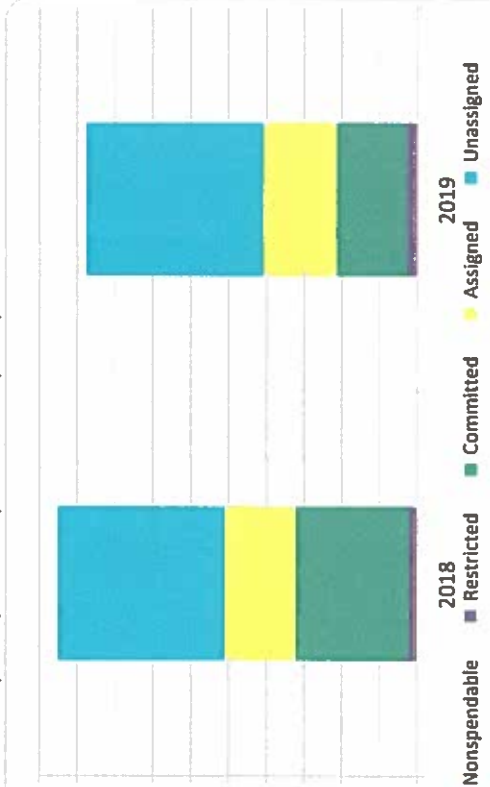
1. How have we managed our governmental fund resources (fund balance)?



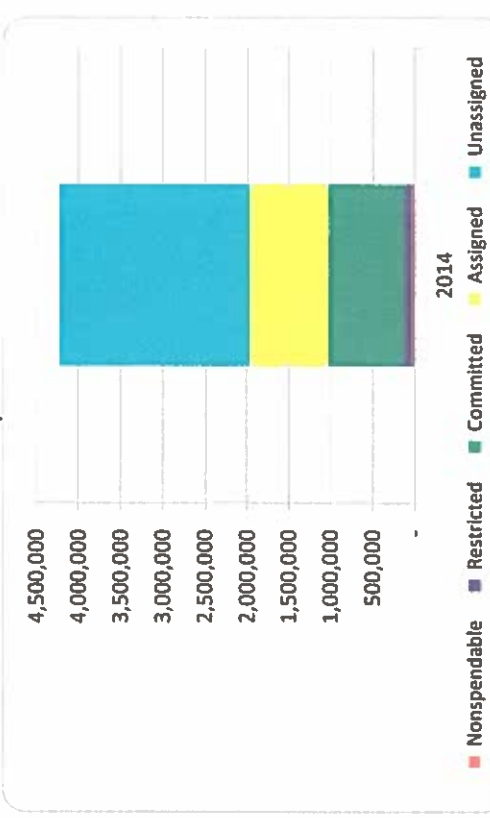
2. Compared to the prior year

	2017	2018	% change
Revenue	13,258,189	13,173,620	-0.64%
Expenditures	13,442,530	13,767,005	2.41%
Surplus (shortfall)	(184,341)	(593,385)	221.90%
Fund balance, by component:			
Nonspendable	49,913	47,019	-5.80%
Restricted	1,093,279	58,041	-94.69%
Committed	1,448,562	1,448,562	0.00%
Assigned	913,598	910,983	-0.29%
Unassigned	2,278,925	2,133,268	-6.39%
total fund balance	5,784,277	4,597,873	-20.51%

3. Fund balance per capita - compared to the prior year



4. Historical trends of individual components

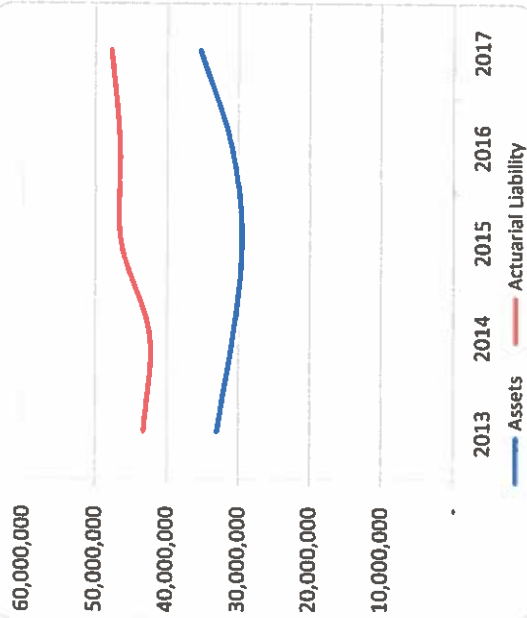


Commentary:

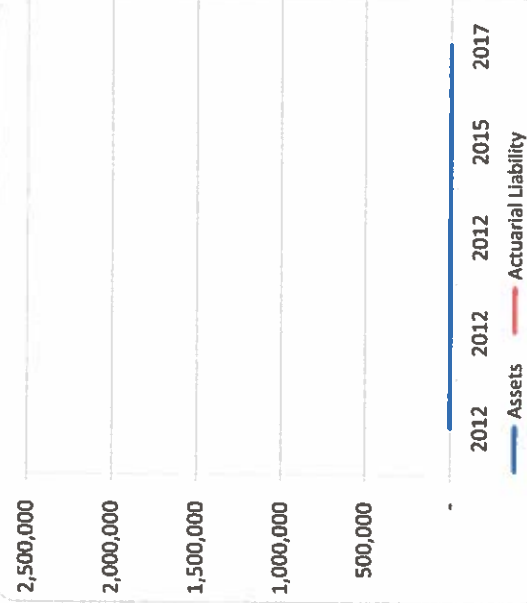
For more information on our unit's finances, contact David Kieft at 231-398-3504.

CITIZEN'S GUIDE TO LOCAL UNIT FINANCES - Manistee County (\$10,000)

1. Pension funding status

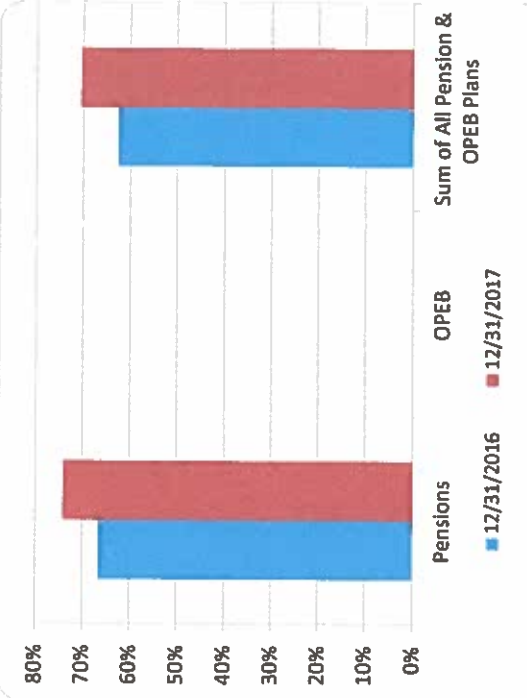


2. Retiree Health care funding status

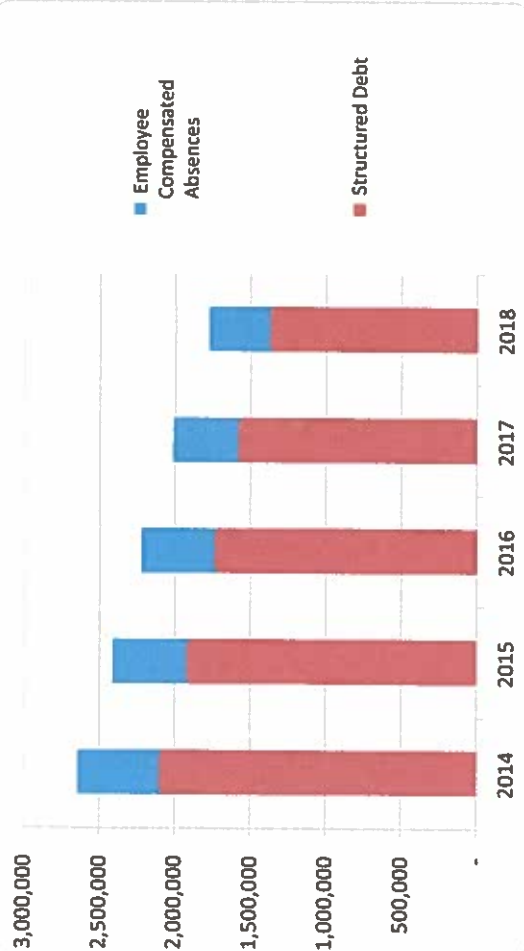


OTHER LONG TERM OBLIGATIONS


3. Percent funded - compared to the prior year



4. Long Term Debt obligations:



5. Debt & other long term obligations per capita - compared to the prior year



Commentary:

For more information on our unit's finances, contact David Kieft at 231-398-3504.