

COUNTY OF
manistee
MICHIGAN



Manistee County Courthouse
415 Third Street • Manistee, Michigan 49660

CLERK

Lindsey Marquardt
(231) 723-3331

CONTROLLER/ADMINISTRATOR

Lisa Sagala
(231) 398-3504

Board of Commissioners

CHAIRPERSON

Jeffrey Doritz

VICE-CHAIRPERSON

Karen Goodman

Margaret Batzer

Eric Gustad

Nikki Koons

Janice McCraner

Richard Schmidt

PUBLIC SAFETY COMMITTEE

Friday, February 2, 2024
2:00 P.M.

Manistee County Courthouse & Government Center
Board of Commissioners Meeting Room

MINUTES

Members Present: Margaret Batzer; Janice McCraner; and Karen Goodman,
Chairperson

Members Absent: None.

Others Present: Sheriff Brian Gutowski; Chief Josh Glass, City Police;
Tom Herndon; City Fire Chief; Danny Mosholder, MMR;
Alvin Rishel, Deputy 911 Director/Emergency Manager;
Arielle Breen, Manistee News Advocate; Lisa Sagala,
County Controller/Administrator; and Lindsey Marquardt,
County Clerk

The meeting was called to Order at 2:00 p.m.

NOTE – Items requiring Board Action are indicated in BOLD

PUBLIC COMMENT

None.

SHERIFF'S OFFICE ITEMS

Sheriff Gutowski informed the Committee that they have a new statistics system so there are no numbers for this month. The Airboat was delivered yesterday however it doesn't fit in the garage. Sheriff Gutowski is looking for a temporary storage solution. Training will be forthcoming for the Sheriff's Office as well as with for the department's partners. They are looking to hold cooperative training with Benzie County if possible.

They currently have two employees recruits in the academy at WSCC. Deputy Rosa is in the final weeks of his FTO. Still working on filling vacancies. The department continues with their training schedule. This month they will host the Chamber Leadership group.

CITY OF MANISTEE PUBLIC SAFETY ITEMS

CITY POLICE ITEMS

Chief Josh Glass reported for the City Police. Sgt. Steven Schmeling retired last month after almost 30 years of service with the City Police. They have two employee recruits in the WSCC academy. The newest officer is a third of the way through FTO and should be off FTO mid to late April. They received all the pier safety equipment and were approved for their speed limit sign through Revenue Sharing. They are continuing through their training schedules.

CITY FIRE ITEMS

Chief Tom Herndon reported for the City Fire Department. They had 85 calls for the month of January. They used mutual aid 12 times given and received for January. They started their new training plan for 2024.

MICHIGAN STATE POLICE REPORT

No Report.

TRIBAL POLICE ITEMS

No Report.

MOBILE MEDICAL RESPONSE (MMR)

Danny Mosholder addressed statistics for the month of December 2023. (Appendix A) The EMS academy interviews were conducted last week, and they accepted 17 into the academy. Their new paramedic is completing orientation and will be out at the Kaleva site. They hired two new part-time employees last week. They are in the early stages of a possible expansion of their building to hopefully allow for two full-time crews on 24/7.

DNR

No Report.

JAIL ADMINISTRATOR ITEMS

Sheriff Gutowski presented for the Jail Administrator. They continue with the implementation of the MAT program. The mobile MAT clinic continues their weekly visit to their location.

9-1-1 DIRECTOR ITEMS

Deputy 911 Director, Alvin Rischel, presented for 911. They are continuing with departmental projects. They have one new dispatcher in phase two of training. They have more interviews next week to hopefully be up to full staff.

EMERGENCY MANAGEMENT COORDINATOR ITEMS

Alvin Rischel, 911 Deputy Director/Emergency Management Coordinator addressed the committee. They received their smartboard for the EOC. Mr. Rischel continues with various training.


UNITED STATES COAST GUARD ITEMS


No Report.

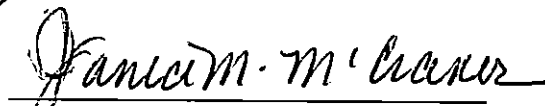
OTHER ITEMS FROM COMMITTEE MEMBERS

None.

The meeting was adjourned at the Call of the Chair at 3:02p.m.


Karen Goodman, Chairperson


Margaret Batzer


Janice McCraner

Manistee County Responses

December 2023

APPENDIX A

Nature of Call	Manistee County	Total
10-Chest Pain (Non-Traumatic)	8	8
12-Convulsions/Seizures	10	10
14-Drowning (near)/Diving/ Scuba Accident	2	2
17-Falls	27	27
19-Heart Problems / A.I.C.D.	2	2
1-Abdominal Pain/Problems	2	2
21-Hemorrhage/Lacerations	3	3
23-Overdose / Poisoning (Ingestion)	6	6
25-Psychiatric/ Abnormal Behavior/Suicide At	3	3
26-Sick Person (Specific Diagnosis)	52	52
27-Stab/Gunshot/Penetrating Trauma	1	1
28-Stroke (CVA)	5	5
29-Traffic/Transportation/Accidents	12	12
30-Traumatic Injuries (Specific)	2	2
31-Unconscious/Fainting (Near)	11	11
32-Unknown Problem (Man Down)	9	9
4-Assault/Sexual Assault	1	1
6-Breathing Problems	25	25
7-Burns (Scalds) /Explosion	1	1
9-Cardiac or Respiratory Arrest/Death	4	4
Total	186	186

Call Disposition	Manistee County	Total
Transport	109	109
Refusal	33	33
Cancelled	44	44
Total	186	186

Response Priority	Manistee County	Total
P-1 Emergency ALS	81	81
P-2 Emergency BLS	83	83
P-3 Non-Emergent	17	17
P-18 Stage	5	5
Total	186	186

Manistee Response Times December



Manistee-Arcadia

P-1

Response Time Minutes	Call Count	Cumulative Call Count	Percentage	Cumulative Percentage
09:00 - 09:59	2	2	0.00%	50.00 %
15:00 and up	2	4	0.00%	100.00 %

P-3

Response Time Minutes	Call Count	Cumulative Call Count	Percentage	Cumulative Percentage
15:00 and up	2	2	0.00%	100.00 %

Manistee Response Times December



Manistee-Bear Lake

P-1

Response Time Minutes	Call Count	Cumulative Call Count	Percentage	Cumulative Percentage
00:00 - 00:59	2	2	0.00%	28.57 %
12:00 - 12:59	3	5	0.00%	71.43 %
14:00 - 14:59	2	7	0.00%	100.00 %

P-2

Response Time Minutes	Call Count	Cumulative Call Count	Percentage	Cumulative Percentage
03:00 - 03:59	2	2	0.00%	50.00 %
11:00 - 11:59	2	4	0.00%	100.00 %

1/8/2024

Manistee Response Times December



Manistee-Brown

P-1

Response Time Minutes	Call Count	Cumulative Call Count	Percentage	Cumulative Percentage
08:00 - 08:59	4	4	0.00%	66.67 %
14:00 - 14:59	2	6	0.00%	100.00 %

1/8/2024

Manistee Response Times December



Manistee-City of Bear Lake

P-1

Response Time Minutes	Call Count	Cumulative Call Count	Percentage	Cumulative Percentage
15:00 and up	4	4	0.00%	100.00 %

P-2

Response Time Minutes	Call Count	Cumulative Call Count	Percentage	Cumulative Percentage
15:00 and up	2	2	0.00%	100.00 %

Manistee Response Times December



Manistee-City of Kaleva

P-2

Response Time Minutes	Call Count	Cumulative Call Count	Percentage	Cumulative Percentage
03:00 - 03:59	2	2	0.00%	50.00 %
15:00 and up	2	4	0.00%	100.00 %

Manistee Response Times December



Manistee-City of Manistee

P-2

Response Time Minutes	Call Count	Cumulative Call Count	Percentage	Cumulative Percentage
01:00 - 01:59	2	2	0.00%	22.22 %
04:00 - 04:59	2	4	0.00%	44.44 %
08:00 - 08:59	2	6	0.00%	66.67 %
12:00 - 12:59	3	9	0.00%	100.00 %

Manistee Response Times December



Manistee-City of Onkama

P-2

Response Time Minutes	Call Count	Cumulative Call Count	Percentage	Cumulative Percentage
15:00 and up	2	2	0.00%	100.00 %

Manistee Response Times December



Manistee-Cleon

P-1

Response Time Minutes	Call Count	Cumulative Call Count	Percentage	Cumulative Percentage
12:00 - 12:59	2	2	0.00%	50.00 %
13:00 - 13:59	2	4	0.00%	100.00 %

P-2

Response Time Minutes	Call Count	Cumulative Call Count	Percentage	Cumulative Percentage
13:00 - 13:59	2	2	0.00%	100.00 %

Manistee Response Times December



Manistee-Dickson

P-1

Response Time Minutes	Call Count	Cumulative Call Count	Percentage	Cumulative Percentage
00:00 - 00:59	2	2	0.00%	20.00 %
07:00 - 07:59	2	4	0.00%	40.00 %
12:00 - 12:59	2	6	0.00%	60.00 %
15:00 and up	4	10	0.00%	100.00 %

P-2

Response Time Minutes	Call Count	Cumulative Call Count	Percentage	Cumulative Percentage
05:00 - 05:59	3	3	0.00%	25.00 %
07:00 - 07:59	3	6	0.00%	50.00 %
11:00 - 11:59	2	8	0.00%	66.67 %
12:00 - 12:59	2	10	0.00%	83.33 %
13:00 - 13:59	2	12	0.00%	100.00 %

P-3

Response Time Minutes	Call Count	Cumulative Call Count	Percentage	Cumulative Percentage
12:00 - 12:59	2	2	0.00%	100.00 %

Manistee Response Times

December



Manistee-Filer

P-1

Response Time Minutes	Call Count	Cumulative Call Count	Percentage	Cumulative Percentage
01:00 - 01:59	2	2	0.00%	6.90 %
03:00 - 03:59	4	6	0.00%	20.69 %
07:00 - 07:59	2	8	0.00%	27.59 %
12:00 - 12:59	2	10	0.00%	34.48 %
13:00 - 13:59	4	14	0.00%	48.28 %
14:00 - 14:59	6	20	0.00%	68.97 %
15:00 and up	9	29	0.00%	100.00 %

P-2

Response Time Minutes	Call Count	Cumulative Call Count	Percentage	Cumulative Percentage
00:00 - 00:59	4	4	0.00%	17.39 %
01:00 - 01:59	3	7	0.00%	30.43 %
05:00 - 05:59	4	11	0.00%	47.83 %
07:00 - 07:59	2	13	0.00%	56.52 %
09:00 - 09:59	2	15	0.00%	65.22 %
10:00 - 10:59	2	17	0.00%	73.91 %
11:00 - 11:59	2	19	0.00%	82.61 %
15:00 and up	4	23	0.00%	100.00 %

P-3

Response Time Minutes	Call Count	Cumulative Call Count	Percentage	Cumulative Percentage
07:00 - 07:59	2	2	0.00%	33.33 %
10:00 - 10:59	2	4	0.00%	66.67 %
15:00 and up	2	6	0.00%	100.00 %

Manistee-Manistee

P-1

Response Time Minutes	Call Count	Cumulative Call Count	Percentage	Cumulative Percentage
01:00 - 01:59	6	6	0.00%	15.79 %
02:00 - 02:59	7	13	0.00%	34.21 %
03:00 - 03:59	5	18	0.00%	47.37 %
04:00 - 04:59	2	20	0.00%	52.63 %
05:00 - 05:59	8	28	0.00%	73.68 %
08:00 - 08:59	2	30	0.00%	78.95 %
10:00 - 10:59	4	34	0.00%	89.47 %
11:00 - 11:59	2	36	0.00%	94.74 %
15:00 and up	2	38	0.00%	100.00 %

P-2

Response Time Minutes	Call Count	Cumulative Call Count	Percentage	Cumulative Percentage
01:00 - 01:59	4	4	0.00%	9.52 %
02:00 - 02:59	11	15	0.00%	35.71 %
03:00 - 03:59	2	17	0.00%	40.48 %
04:00 - 04:59	3	20	0.00%	47.62 %
05:00 - 05:59	7	27	0.00%	64.29 %
07:00 - 07:59	8	35	0.00%	83.33 %
09:00 - 09:59	2	37	0.00%	88.10 %
15:00 and up	5	42	0.00%	100.00 %

P-3

Response Time Minutes	Call Count	Cumulative Call Count	Percentage	Cumulative Percentage
01:00 - 01:59	3	3	0.00%	16.67 %
03:00 - 03:59	3	6	0.00%	33.33 %
04:00 - 04:59	2	8	0.00%	44.44 %
05:00 - 05:59	2	10	0.00%	55.56 %
06:00 - 06:59	2	12	0.00%	66.67 %
08:00 - 08:59	2	14	0.00%	77.78 %
15:00 and up	4	18	0.00%	100.00 %

Manistee Response Times December



Manistee-Maple Grove

P-1

Response Time Minutes	Call Count	Cumulative Call Count	Percentage	Cumulative Percentage
10:00 - 10:59	2	2	0.00%	33.33 %
13:00 - 13:59	2	4	0.00%	66.67 %
15:00 and up	2	6	0.00%	100.00 %

P-3

Response Time Minutes	Call Count	Cumulative Call Count	Percentage	Cumulative Percentage
09:00 - 09:59	2	2	0.00%	100.00 %

Manistee Response Times December



Manistee-Marilla

P-1

Response Time Minutes	Call Count	Cumulative Call Count	Percentage	Cumulative Percentage
09:00 - 09:59	2	2	0.00%	100.00 %

P-2

Response Time Minutes	Call Count	Cumulative Call Count	Percentage	Cumulative Percentage
11:00 - 11:59	2	2	0.00%	50.00 %
12:00 - 12:59	2	4	0.00%	100.00 %

Manistee Response Times December



Manistee-Norman

P-1

Response Time Minutes	Call Count	Cumulative Call Count	Percentage	Cumulative Percentage
13:00 - 13:59	2	2	0.00%	20.00 %
15:00 and up	8	10	0.00%	100.00 %

P-2

Response Time Minutes	Call Count	Cumulative Call Count	Percentage	Cumulative Percentage
14:00 - 14:59	2	2	0.00%	12.50 %
15:00 and up	14	16	0.00%	100.00 %

P-3

Response Time Minutes	Call Count	Cumulative Call Count	Percentage	Cumulative Percentage
15:00 and up	2	2	0.00%	100.00 %

Manistee Response Times December



Manistee-Onekama

P-1

Response Time Minutes	Call Count	Cumulative Call Count	Percentage	Cumulative Percentage
15:00 and up	2	2	0.00%	100.00 %

P-2

Response Time Minutes	Call Count	Cumulative Call Count	Percentage	Cumulative Percentage
15:00 and up	5	5	0.02%	100.00 %

Manistee Response Times December



Manistee-Pleasanton

P-1

Response Time Minutes	Call Count	Cumulative Call Count	Percentage	Cumulative Percentage
03:00 - 03:59	2	2	0.00%	33.33 %
13:00 - 13:59	2	4	0.01%	66.67 %
15:00 and up	2	6	0.00%	100.00 %

P-2

Response Time Minutes	Call Count	Cumulative Call Count	Percentage	Cumulative Percentage
09:00 - 09:59	3	3	0.01%	27.27 %
14:00 - 14:59	4	7	0.00%	63.64 %
15:00 and up	4	11	0.00%	100.00 %

Manistee Response Times December



Manistee-Springdale

P-1

Response Time Minutes	Call Count	Cumulative Call Count	Percentage	Cumulative Percentage
03:00 - 03:59	2	2	0.00%	33.33 %
11:00 - 11:59	2	4	0.00%	66.67 %
12:00 - 12:59	2	6	0.00%	100.00 %

P-2

Response Time Minutes	Call Count	Cumulative Call Count	Percentage	Cumulative Percentage
07:00 - 07:59	2	2	0.00%	20.00 %
11:00 - 11:59	4	6	0.00%	60.00 %
15:00 and up	4	10	0.00%	100.00 %

Manistee Response Times December



Manistee-Stronach

P-1

Response Time Minutes	Call Count	Cumulative Call Count	Percentage	Cumulative Percentage
06:00 - 06:59	3	3	0.00%	42.86 %
09:00 - 09:59	2	5	0.00%	71.43 %
12:00 - 12:59	2	7	0.00%	100.00 %

P-2

Response Time Minutes	Call Count	Cumulative Call Count	Percentage	Cumulative Percentage
07:00 - 07:59	2	2	0.00%	50.00 %
15:00 and up	2	4	0.00%	100.00 %



		P-5	P-7	P-10	P-17	Total
MUNSON HC MANISTEE HOSP	January, 23	3	41	10	9	63
	February, 23	10	32	2	9	53
	March, 23	8	38	5	15	66
	April, 23	10	34	3	10	57
	May, 23	11	46	4	15	76
	June, 23	5	49	1	15	70
	July, 23	4	44	3	16	67
	August, 23	3	56	2	11	72
	September, 23	4	42	5	12	63
	October, 23	2	50	4	12	68
	November, 23	6	39	3	10	58
	December, 23	7	50	2	12	71
	Total		73	521	44	146

Munson HC Cadillac Hospital
YTD Transfers

As of: 1/9/2024 11:46:42AM



		P-5	P-7	P-10	P-17	Total
MUNSON HC-CADILLAC HOSPITAL	January, 23	14	35	5	15	69
	February, 23	16	45	1	14	76
	March, 23	18	57	5	11	91
	April, 23	25	51	4	5	85
	May, 23	21	48	5	9	83
	June, 23	12	47	5	16	80
	July, 23	18	61	6	20	105
	August, 23	16	46	6	13	81
	September, 23	22	43	2	15	82
	October, 23	26	60	3	13	102
	November, 23	23	53	3	15	94
	December, 23	17	60	7	19	103
	Total		228	606	52	165